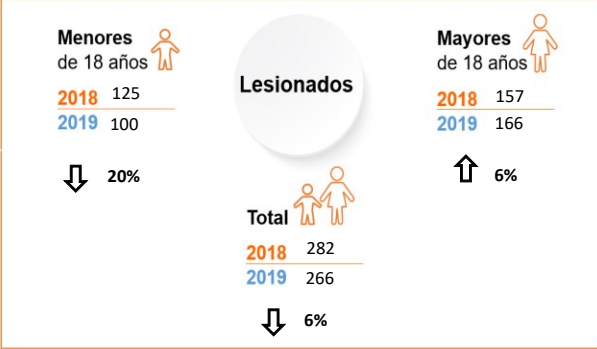


# Vigilancia intensificada de lesiones por pólvora pirotécnica

## Boletín N°19

18 de Diciembre de 2019 - 6:00 a.m.

| Día | 2018 | 2019 |
|-----|------|------|
| 1   | 13   | 22   |
| 2   | 12   | 5    |
| 3   | 4    | 6    |
| 4   | 5    | 3    |
| 5   | 3    | 1    |
| 6   | 4    | 6    |
| 7   | 56   | 86   |
| 8   | 93   | 71   |
| 9   | 25   | 20   |
| 10  | 6    | 11   |
| 11  | 5    | 3    |
| 12  | 7    | 6    |
| 13  | 7    | 3    |
| 14  | 5    | 9    |
| 15  | 5    | 7    |
| 16  | 20   | 4    |
| 17  | 12   | 3    |
| 18  | 5    |      |
| 19  | 7    |      |
| 20  | 5    |      |
| 21  | 9    |      |
| 22  | 6    |      |
| 23  | 13   |      |
| 24  | 46   |      |
| 25  | 61   |      |
| 26  | 11   |      |
| 27  | 4    |      |
| 28  | 2    |      |
| 29  | 5    |      |
| 30  | 14   |      |
| 31  | 93   |      |



### Consumo de alcohol

Adulto lesionado bajo efectos del alcohol

**2018**

28% (44)

**2019**

36% (60)

Menor lesionado en compañía de un adulto bajo efectos del alcohol

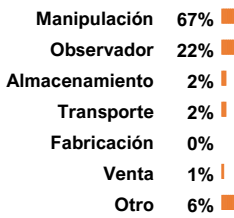
**2018**

3% (4)

**2019**

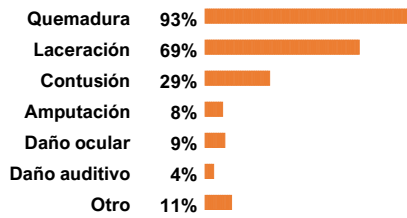
6% (6)

### Actividad Causante

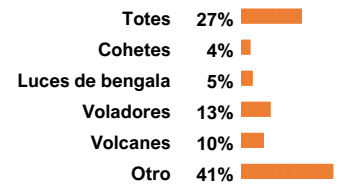


### Tipo de Lesión

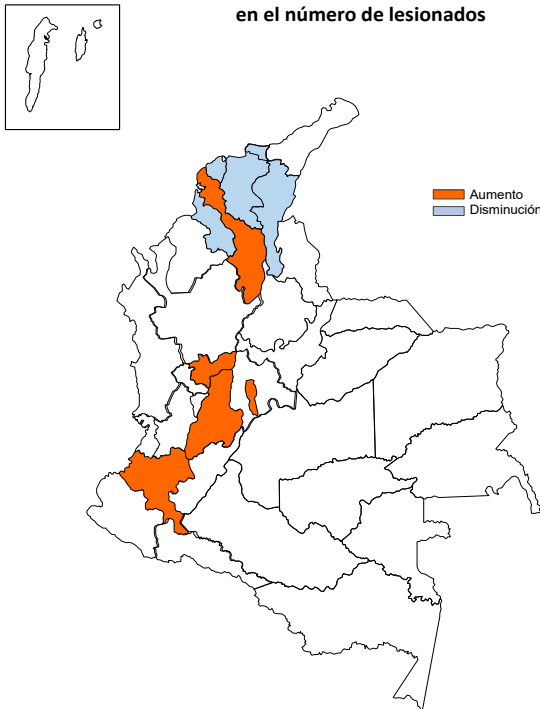
Se puede presentar más de un tipo de lesión simultáneamente



### Tipo de Artefacto



### Departamentos y distritos con mayor variabilidad en el número de lesionados



### Entidad territorial de ocurrencia

| Entidad territorial de ocurrencia | 2018-2019  | 2019-2020  | Variabilidad |
|-----------------------------------|------------|------------|--------------|
| Amazonas                          | 0          | 2          | ↑            |
| Antioquia                         | 27         | 28         | ↑            |
| Arauca                            | 1          | 1          | ↔            |
| Atlántico                         | 47         | 5          | ↓            |
| Barranquilla                      | 15         | 11         | ↓            |
| Bogotá                            | 9          | 25         | ↑            |
| Bolívar                           | 9          | 12         | ↑            |
| Boyacá                            | 6          | 5          | ↓            |
| Buenaventura                      | 1          | 0          | ↓            |
| Caldas                            | 8          | 17         | ↑            |
| Caquetá                           | 0          | 1          | ↑            |
| Cartagena                         | 2          | 7          | ↑            |
| Casanare                          | 1          | 0          | ↓            |
| Cauca                             | 15         | 20         | ↑            |
| Cesar                             | 13         | 5          | ↓            |
| Chocó                             | 0          | 0          | ↔            |
| Córdoba                           | 6          | 9          | ↑            |
| Cundinamarca                      | 4          | 4          | ↔            |
| Departamento desconocido          | 1          | 1          | ↔            |
| Guainía                           | 0          | 0          | ↔            |
| La Guajira                        | 2          | 2          | ↔            |
| Guaviare                          | 1          | 1          | ↔            |
| Huila                             | 2          | 2          | ↔            |
| Magdalena                         | 11         | 8          | ↓            |
| Meta                              | 1          | 2          | ↑            |
| Nariño                            | 11         | 8          | ↓            |
| Norte de Santander                | 4          | 5          | ↑            |
| Putumayo                          | 2          | 1          | ↓            |
| Quindío                           | 8          | 5          | ↓            |
| Risaralda                         | 9          | 6          | ↓            |
| San Andrés                        | 0          | 0          | ↔            |
| Santa Marta                       | 0          | 2          | ↑            |
| Santander                         | 7          | 4          | ↓            |
| Sucre                             | 12         | 5          | ↓            |
| Tolima                            | 7          | 24         | ↑            |
| Valle del Cauca                   | 40         | 38         | ↓            |
| Vaupés                            | 0          | 0          | ↔            |
| Vichada                           | 0          | 0          | ↔            |
| <b>Total</b>                      | <b>282</b> | <b>266</b> | <b>↓</b>     |

Información sujeta a cambios relacionados con el ajuste de casos en las entidades territoriales

Consulte [AQUÍ](#) información detallada por municipio

| Día | 2019 | 2020 |
|-----|------|------|
| 1   | 215  |      |
| 2   | 22   |      |
| 3   | 2    |      |
| 4   | 10   |      |
| 5   | 4    |      |
| 6   | 4    |      |
| 7   | 2    |      |
| 8   | 2    |      |
| 9   | 3    |      |
| 10  | 1    |      |
| 11  | 2    |      |
| 12  | 2    |      |